Antique Glass

Antique mosaics are made by recycled glass to melt into a glass solution, mixed with pigments, and then flow into the mold to cut and cool. It has a variety of shapes such as squares, rectangles, and parallelograms. The patterns and colors are simple and artistic, and can be combined with different materials such as metal and ceramic to create different effects. In addition, we also have antique glass mosaics with broken edges. The unique shape creates a retro feel. High temperature fired glass can be used in different areas such as bathroom, kitchen, bedroom, etc.

Smoky

4SMY100

4SMY100M



4SMY200



4SMY200M

chip size :	15x15x4mm	pcs/ctn :	20 pcs	weight/ctn :	13.95 kgs
sheet size :	327x327mm	sqm/ctn :	2.14 m²	ctn/plt :	90 ctns
Mounted :	paper mounted				

Smoky



4SMY201



4SMY201M



4SMY203

4SMY203M

chip size :	15x15x4mm	pcs/ctn :	20 pcs	weight/ctn :	13.95 kgs
sheet size :	327x327mm	sqm/ctn :	2.14 m²	ctn/plt :	90 ctns
Mounted :	paper mounted				

Smoky



4SMY204



4SMY204M



4SMY301



4SMY301M

chip size :	15x15x4mm	pcs/ctn :	20 pcs	weight/ctn :	13.95 kgs
sheet size :	327x327mm	sqm/ctn :	2.14 m²	ctn/plt :	90 ctns
Mounted :	paper mounted				

Smoky



4SMY303



4SMY303M



4SMY305



4SMY305M

chip size :	15x15x4mm	pcs/ctn :	20 pcs	weight/ctn :	13.95 kgs
sheet size :	327x327mm	sqm/ctn :	2.14 m²	ctn/plt :	90 ctns
Mounted :	paper mounted				

Smoky



4SMY304



4SMY304M



4SMY504



4SMY504M

chip size :	15x15x4mm	pcs/ctn :	20 pcs	weight/ctn :	13.95 kgs
sheet size :	327x327mm	sqm/ctn :	2.14 m²	ctn/plt :	90 ctns
Mounted :	paper mounted				

Smoky



4SMY506

4SMY506M

chip size :	15x15x4mm	pcs/ctn :	20 pcs	weight/ctn :	13.95 kgs
sheet size :	327x327mm	sqm/ctn :	2.14 m²	ctn/plt :	90 ctns
Mounted :	paper mounted				

Smoky

4SML100

4SML201



4SML203



4SML303

chip size :	15x32x4mm	pcs/ctn :	20 pcs	weight/ctn :	17.0 kgs
sheet size :	327x311mm	sqm/ctn :	2.03 m²	ctn/plt :	90 ctns
Mounted :	paper mounted				

Smoky

4SML304

4SML305

4SML504

4SML506

chip size :	15x32x4mm	pcs/ctn :	20 pcs	weight/ctn :	17.0 kgs
sheet size :	327x311mm	sqm/ctn :	2.03 m²	ctn/plt :	90 ctns
Mounted :	paper mounted				

Smoky Iridium

4SIY101

4SIY202



4SIY203



4SIY207

chip size :	15x15x4mm	pcs/ctn :	10 pcs	weight/ctn :	8 kgs
sheet size :	327x327mm	sqm/ctn :	1.07 m²	ctn/plt :	162 ctns
Mounted :	paper mounted / mesh mounted				

Smoky Iridium



4SIY305



4SIY401

4SIY402



4SIY406

chip size :	15x15x4mm	pcs/ctn :	10 pcs	weight/ctn :	8 kgs
sheet size :	327x327mm	sqm/ctn :	1.07 m²	ctn/plt :	162 ctns
Mounted :	paper mounted / mesh mounted				

Smoky Iridium

4SIY501



4SIY503



4SIY504

4SIY506

chip size :	15x15x4mm	pcs/ctn :	10 pcs	weight/ctn :	8 kgs
sheet size :	327x327mm	sqm/ctn :	1.07 m²	ctn/plt :	162 ctns
Mounted :	paper mounted / mesh mounted				

Smoky Iridium

4SIL101

4SIL202

4SIL203



4SIL207

chip size :	15x32x4mm	pcs/ctn :	10 pcs	weight/ctn :	8.5 kgs
sheet size :	327x311mm	sqm/ctn :	1.02 m²	ctn/plt :	162 ctns
Mounted :	paper mounted / mesh mounted				

Smoky Iridium



4SIL305

4SIL401

4SIL402



4SIL406

chip size :	15x32x4mm	pcs/ctn :	10 pcs	weight/ctn :	8.5 kgs
sheet size :	327x311mm	sqm/ctn :	1.02 m²	ctn/plt :	162 ctns
Mounted :	paper mounted / mesh mounted				

Smoky Iridium

4SIL501

4SIL503

4SIL504



4SIL506

chip size :	15x32x4mm	pcs/ctn :	10 pcs	weight/ctn :	8.5 kgs
sheet size :	327x311mm	sqm/ctn :	1.02 m²	ctn/plt :	162 ctns
Mounted :	paper mounted / mesh mounted				

Cream Crackle

6CCB101

6CCB102

6CCB103



6CCB202

chip size :	25x25x6mm	pcs/ctn :	10 pcs	weight/ctn :	11.21 kgs
sheet size :	327x327mm	sqm/ctn :	1.07 m²	ctn/plt :	90 ctns
Mounted :	paper mounted / mesh mounted				

Cream Crackle



6CCB207

6CCB301



6CCB305



6CCB403

chip size :	25x25x6mm	pcs/ctn :	10 pcs	weight/ctn :	11.21 kgs
sheet size :	327x327mm	sqm/ctn :	1.07 m²	ctn/plt :	90 ctns
Mounted :	paper mounted / mesh mounted				

Cream Crackle



6CCB406

6CCB703



6CCB506

chip size :	25x25x6mm	pcs/ctn :	10 pcs	weight/ctn :	11.21 kgs
sheet size :	327x327mm	sqm/ctn :	1.07 m²	ctn/plt :	90 ctns
Mounted :	paper mounted / mesh mounted				

Cream Crackle



6CCB223

6CCB223M



6CCB227



6CCB227M

chip size :	25x25x6mm	pcs/ctn :	10 pcs	weight/ctn :	11.21 kgs
sheet size :	327x327mm	sqm/ctn :	1.07 m²	ctn/plt :	90 ctns
Mounted :	paper mounted				

Cream Crackle



6CCB229



6CCB229M



6CCB322

6CCB322M

chip size :	25x25x6mm	pcs/ctn :	10 pcs	weight/ctn :	11.21 kgs
sheet size :	327x327mm	sqm/ctn :	1.07 m²	ctn/plt :	90 ctns
Mounted :	paper mounted				



Cream Crackle



6CCB325



6CCB325M



6CCB327

6CCB327M

chip size :	25x25x6mm	pcs/ctn :	10 pcs	weight/ctn :	11.21 kgs
sheet size :	327x327mm	sqm/ctn :	1.07 m²	ctn/plt :	90 ctns
Mounted :	paper mounted				

Cream Crackle



6CCB421

6CCB421M



6CCB425



6CCB425M

chip size :	25x25x6mm	pcs/ctn :	10 pcs	weight/ctn :	11.21 kgs
sheet size :	327x327mm	sqm/ctn :	1.07 m²	ctn/plt :	90 ctns
Mounted :	paper mounted				



Cream Crackle



6CCB523



6CCB523M



6CCB525

6CCB525M

chip size :	25x25x6mm	pcs/ctn :	10 pcs	weight/ctn :	11.21 kgs
sheet size :	327x327mm	sqm/ctn :	1.07 m²	ctn/plt :	90 ctns
Mounted :	paper mounted				



Cream Crackle



6CCB526



6CCB526M

chip size :	25x25x6mm	pcs/ctn :	10 pcs	weight/ctn :	11.21 kgs
sheet size :	327x327mm	sqm/ctn :	1.07 m²	ctn/plt :	90 ctns
Mounted :	paper mounted				

Cream Crackle

6CCC223

6CCC223M

6CCC227

6CCC227M

chip size :	35x35x6mm	pcs/ctn :	10 pcs	weight/ctn :	11.29 kgs
sheet size :	300x300mm	sqm/ctn :	0.9 m²	ctn/plt :	90 ctns
Mounted :	paper mounted				

Cream Crackle

6CCC229

6CCC229M

6CCC327



6CCC327M

chip size :	35x35x6mm	pcs/ctn :	10 pcs	weight/ctn :	11.29 kgs
sheet size :	300x300mm	sqm/ctn :	0.9 m²	ctn/plt :	90 ctns
Mounted :	paper mounted				

Cream Crackle

6CCC322

6CCC322M



6CCC325

6CCC325M

chip size :	35x35x6mm	pcs/ctn :	10 pcs	weight/ctn :	11.29 kgs
sheet size :	300x300mm	sqm/ctn :	0.9 m²	ctn/plt :	90 ctns
Mounted :	paper mounted				

Cream Crackle

6CCC421

6CCC421M

6CCC525

6CCC525M

chip size :	35x35x6mm	pcs/ctn :	10 pcs	weight/ctn :	11.29 kgs
sheet size :	300x300mm	sqm/ctn :	0.9 m²	ctn/plt :	90 ctns
Mounted :	paper mounted				

Cream Crackle



6CCC526

chip size :	35x35x6mm	sqm/ctn :	0.9 m²
sheet size :	300x300mm	pcs/ctn :	10 pcs
ctn/plt :	90 ctns	weight/ctn :	11.29 kgs



6CCC526M

chip size :	35x35x6mm	sqm/ctn :	0.9 m²
sheet size :	300x300mm	pcs/ctn :	10 pcs
ctn/plt :	90 ctns	weight/ctn :	11.29 kgs

6CCH223

chip size :	25x52x6mm	sqm/ctn :	0.99 m²
sheet size :	327x302mm	pcs/ctn :	10 pcs
ctn/plt :	90 ctns	weight/ctn :	11.09 kgs



6CCH223M

chip size :	25x52x6mm	sqm/ctn :	0.99 m²
sheet size :	327x302mm	pcs/ctn :	10 pcs
ctn/plt :	90 ctns	weight/ctn :	11.09 kgs

Mounted : paper mounted

Cream Crackle



6CCH227



6CCH227M

6CCH229



6CCH229M

chip size :	25x52x6mm	pcs/ctn :	10 pcs	weight/ctn :	11.09 kgs
sheet size :	327x302mm	sqm/ctn :	0.99 m²	ctn/plt :	90 ctns
Mounted :	paper mounted				

6CCH322

Cream Crackle

6CCH322

6CCH322M

6CCH325



6CCH325M

chip size :	25x52x6mm	pcs/ctn :	10 pcs	weight/ctn :	11.09 kgs
sheet size :	327x302mm	sqm/ctn :	0.99 m²	ctn/plt :	90 ctns
Mounted :	paper mounted				

Cream Crackle



6CCH327



6CCH525

6CCH421

6CCH421M

chip size :	25x52x6mm	pcs/ctn :	10 pcs	weight/ctn :	11.09 kgs
sheet size :	327x302mm	sqm/ctn :	0.99 m²	ctn/plt :	90 ctns
Mounted :	paper mounted				

Cream Crackle

6CCH523

6CCH523M

6CCH425

6CCH425M

chip size :	25x52x6mm	pcs/ctn :	10 pcs	weight/ctn :	11.09 kgs
sheet size :	327x302mm	sqm/ctn :	0.99 m²	ctn/plt :	90 ctns
Mounted :	paper mounted				

Cream Crackle





6CCH526



6CCH526M

chip size :	25x52x6mm	pcs/ctn :	10 pcs	weight/ctn :	11.09 kgs
sheet size :	327x302mm	sqm/ctn :	0.99 m²	ctn/plt :	90 ctns
Mounted :	paper mounted				

Cream Crackle

6CCI102

6CCI103

6CCI202

6CCI207

chip size :	11.5x25x6mm	pcs/ctn :	10 pcs	weight/ctn :	8.49 kgs
sheet size :	327x315mm	sqm/ctn :	1.03 m²	ctn/plt :	90 ctns
Mounted :	paper mounted / mesh mounted				

Cream Crackle

6CCI301



6CCI237

chip size :	11.5x25x6mm	pcs/ctn :	10 pcs	weight/ctn :	8.49 kgs
sheet size :	327x315mm	sqm/ctn :	1.03 m²	ctn/plt :	90 ctns
Mounted :	paper mounted / mesh mounted				

Cream Crackle

6CCOB101

6CCOB102

6CCOB103

6CCOB202

chip size :	25x107x6mm	pcs/ctn :	10 pcs	weight/ctn :	11.69 kgs
sheet size :	327x275mm	sqm/ctn :	0.9 m²	ctn/plt :	90 ctns
Mounted :	paper mounted / mesh mounted				

Cream Crackle

6CCOB203



6CCOB207

6CCOB301

6CCOB401

chip size :	25x107x6mm	pcs/ctn :	10 pcs	weight/ctn :	11.69 kgs
sheet size :	327x275mm	sqm/ctn :	0.9 m²	ctn/plt :	90 ctns
Mounted :	paper mounted / mesh mounted				

Cream Crackle

6CCOB506

6CCOB703

chip size :	25x107x6mm	pcs/ctn :	10 pcs	weight/ctn :	11.69 kgs
sheet size :	327x275mm	sqm/ctn :	0.9 m²	ctn/plt :	90 ctns
Mounted :	paper mounted / mesh mounted				

Agate Glass

6AGGBDH161g (N)

6AGGBDH162g (N)

6AGGBDH263mg (N)

6AGGBDH264mg (N)

chip size :	23x23/48+48x48x6mm	pcs/ctn :	15 pcs	weight/ctn :	15.36 kgs
sheet size :	300x300mm	sqm/ctn :	1.35 m²	ctn/plt :	72 ctns
Mounted :	mesh mounted				

Agate Glass

6AGGBDH265mg (N)

6AGGBDH266mg (N)

6AGGBDH374g (N)

6AGGBDH375g (N)

chip size :	23x23/48+48x48x6mm	pcs/ctn :	15 pcs	weight/ctn :	15.36 kgs
sheet size :	300x300mm	sqm/ctn :	1.35 m²	ctn/plt :	72 ctns
Mounted :	mesh mounted				

Agate Glass

6AGGBDH@161g N

6AGGBDH@264mg N

6AGGBDH@266mg N

6AGGBDH@374g N

chip size :	23x23/48+48x48x6mm	pcs/ctn :	15 pcs	weight/ctn :	15.66 kgs
sheet size :	300x300mm	sqm/ctn :	1.35 m²	ctn/plt :	72 ctns
Mounted :	mesh mounted				

Agate Glass

6AGGBHF161g

6AGGBDH@375g

chip size	:	23x23/48+48x48x6mm
sheet size	:	300x300mm
ctn/plt	:	72 ctns
sqm/ctn	:	1.35 m²
pcs/ctn	:	15 pcs
weight/ctn	:	15.66 kgs

6AGGBHF161g

chip size	:	Herringbone 23x23/48x6mm
sheet size	:	318x283mm
ctn/plt	:	72 ctns
sqm/ctn	:	1.35 m²
pcs/ctn	:	15 pcs
weight/ctn	:	15.06 kgs

Mounted：mesh mounted

Agate Glass

6AGGBHF264mg (N)

6AGGBHF266mg (N)



6AGGBHF374g (N)



6AGGBHF375g (N)

chip size :	Herringbone 23x23/48x6mm	pcs/ctn :	15 pcs	weight/ctn :	15.06 kgs
sheet size :	318x283mm	sqm/ctn :	1.35 m²	ctn/plt :	72 ctns
Mounted :	mesh mounted				

6AGGHF375g

chip size :	Herringbone 23x48x6mm	pcs/ctn :	15 pcs	weight/ctn :	13.41 kgs
sheet size :	283x283mm	sqm/ctn :	1.2 m²	ctn/plt :	72 ctns
Mounted :	mesh mounted				

6AGGHF161g

6AGGHF264mg

6AGGHF266mg

6AGGHF374g

chip size :	Herringbone 23x48x6mm	pcs/ctn :	15 pcs	weight/ctn :	13.41 kgs
sheet size :	283x283mm	sqm/ctn :	1.2 m²	ctn/plt :	72 ctns
Mounted :	mesh mounted				

Vintage Pure



6VPY696 (N)



6VPY982 (N)



M6VPY530 (N)

M6VPY153 (N)

chip size :	16.5x16.5x6mm	pcs/ctn :	10 pcs	weight/ctn :	9.19 kgs
sheet size :	318x318mm	sqm/ctn :	1.01 m²	ctn/plt :	90 ctns
Mounted :	mesh mounted				



Vintage Pure

M6VPY245 (N)



M6VPY238 (N)

M6VPY541 (N)



M6VPY542 (N)

chip size :	16.5x16.5x6mm	pcs/ctn :	10 pcs	weight/ctn :	9.19 kgs
sheet size :	318x318mm	sqm/ctn :	1.01 m²	ctn/plt :	90 ctns
Mounted :	mesh mounted				

Vintage Pure

M6VPY543 (N)



M6VPY535 (N)

M6VPY546 (N)

chip size :	16.5x16.5x6mm	pcs/ctn :	10 pcs	weight/ctn :	9.19 kgs
sheet size :	318x318mm	sqm/ctn :	1.01 m²	ctn/plt :	90 ctns
Mounted :	mesh mounted				

Vintage Pure



M4VPX141 (N)



M4VPX242 (N)



M4VPX277 (N)



M4VPX531 (N)

chip size :	10.5x10.5x4mm	pcs/ctn :	16 pcs	weight/ctn :	9.30 kgs
sheet size :	318x318mm	sqm/ctn :	1.62 m²	ctn/plt :	90 ctns
Mounted :	mesh mounted				

Vintage Pure



M4VPX534 (N)



M4VPX556 (N)

chip size :	10.5x10.5x4mm	pcs/ctn :	16 pcs	weight/ctn :	9.30 kgs
sheet size :	318x318mm	sqm/ctn :	1.62 m²	ctn/plt :	90 ctns
Mounted :	mesh mounted				

M6VGTY45

Vintage & Stone Mix

M6VGTY25 (N)

M6VGTY35 (N)



M6VGTY45 (N)



M6VGTY58 (N)

chip size :	16.5x16.5x6mm	pcs/ctn :	10 pcs	weight/ctn :	9.69 kgs
sheet size :	318x318mm	sqm/ctn :	1.01 m²	ctn/plt :	90 ctns
Mounted :	mesh mounted				

Hexagon Glass&Stone Mix



M6GT25H11 (N)

M6GT25H15 (N)

M6GT25H23 (N)

M6GT25H26 (N)

chip size :	Hexagon 25x28x6mm	pcs/ctn :	10 pcs	weight/ctn :	10.19 kgs
sheet size :	292x275mm	sqm/ctn :	0.8 m²	ctn/plt :	90 ctns
Mounted :	mesh mounted				

Hexagon Glass&Stone Mix

M6GT25H55 N

M6GT25H29 N

chip size :	Hexagon 25x28x6mm	pcs/ctn :	10 pcs	weight/ctn :	10.19 kgs
sheet size :	292x275mm	sqm/ctn :	0.8 m²	ctn/plt :	90 ctns
Mounted :	mesh mounted				

INSTRUCTION FOR MOSAIC INSTALLATION

1. Prepare the substrate
The substrate should be smooth, clean, dust-free and waterproof.
If you take the waterproof measures, remember to do it at least one day in advance. Generally the waterproof coating will completely dry after 24 hours.
If there is dust on the wall, you can apply a layer of varnish first, and dry it after 24 hours.
If there is a socket, remove the panel of the socket and install it after the paving is completed.

2. Prepare for the tools and materials
Materials:
Choose the suitable adhesive and joint mixture.

Tools:

Electric Drill

Notched Spatula

Rubber Float

Rigid Cellulose Sponge

Spacer

Spirit Level

Trowel

Grout Sealer

Diamond Glass Cutting Tools

Wet Saw

Information

3. Installation steps:

After confirming that the wall is flat and ash less, you can start paving.

First, mark the position. If the wall has an inner corner and an outer corner, the horizontal line needs to ensure that the outer corner mosaic is complete and cut the inner corner only. If it is for kitchen backsplash, it needs to ensure that the mosaic at the vertical line which touches the countertop is complete. Please make sure that the quantity of the mosaic is enough. And please be careful to disconnect the power of the outlet before installation.

Second, mixed the adhesive. Adhesive generally sell in barrels. You can use this bucket directly. You should add water according to the proportion on the package. Remember do not add too much water at a time, a little bit is ok. Mortar will be very sticky. You can be mixed with an electric drill or a trowel. Also note that if the place is large, such as a swimming pool, don't mix too much at a time, because the mortar has about four hours of work time, and the outdoor will be shorter.

In addition, prepare a bucket of water, when you rest, you can put the trowel in the water, or it will be difficult to wash. You need to scrape the adhesive on the wall from bottom to top. The first sheet is installed at the side of the outer wall and at the bottom, then up and on the other side. And it is better to use a tile spacer between each sheet to keep the seams from being misaligned. Each patch should be flattened. It can be hammered with a wooden board or compacted with a rubber sheet.

After 24 hours of paving, the joint can be filled. Scraping the adhesive back and forth with a 45-degree angle to ensure that each joint is filled. Note that the tile spacer should be removed before filling the joint. Wipe off the excrescent adhesive with a clean and large sponge. Note that you should wash the sponge before you wipe it each time.

Usually we will prepare a few buckets, to wash most of the grout in the first bucket, then wash in the second bucket, at last it will be very clean in the third bucket. After the excrescent adhesive is cleaned, the grout is almost dry, but there is still a layer of residue on the surface. It should use a clean soft dry cloth to wipe off the surface residue.

1. Preparing substrates

2. Prepare tools

3. Preparing adhesives

4. Apply the adhesives to the substrates

5. Apply the tile sheet

6. Cut off the excess and fit the mosaic edge

7. Fill the edges

8. Apply the grout to the tile sheet surface

9. Use a soft towel to remove excess adhesive on the surface

10. Curing for 24 hours before use

DISCLAIMER

Our mosaic images are product images.

These can differ from the original sheet,depending on personal impressions,bathes,optic,natural stone material variations,monitor color variation and printing methods.

Also the color Random mixed color mosaics images may also differ from the original mosaic sheet, because the paving arrangement is also a random match, can not be exactly the same as the product image we displayed.

We highly recommend to have a look at the original mosaic and to order enough sheets for the installation.
We cannot always guarantee the delivery of the same batch in your reorders.

All information is provided without warranty,errors and omissions expected.

QUALITY MANAGEMENT

Our quality is about more than a certification or the QC process. Quality relies on the attitude to the products consistency and customer's trust. It combines the production speed, flexibility, teamwork and attention to the details. More important, it is about how we view our obligation and how we respond to the needs.

Check the size

Check the color

Checking the overall effect

Check the packing

Check the container

Check the loading and take photo for stock

Information

TEST REPORT

Properties	Test Standard	Requirements	Results
Water Absorption	ASNI A 137.2-2019	≤0.5%	0.10~0.14%
Chemical Resistance	ASNI A 137.2-2019	——	Not Affected
Chemical Resistance Class	ASNI A 137.2-2019	——	Class A
Stain Resistance	ASNI A 137.2-2019	——	Not Affected
Stain Resistance Class	ASNI A 137.2-2019	——	Class A
Thermal Shock Resistance	ASNI A 137.2-2019	Pass	Fully Resistance
Freeze/Thaw Cycling Resistance	ASNI A 137.2-2019	Pass	None of tiles show evidence of degradation,shipping or crack after 15 cycles.
Scratch hardness of surface according to Mohs	EN 15771:2010	——	5
Lead and Cadmium Release			
a) Lead release,in mg/dm²	ASTM C 895-87(2014)	——	<0.1
b) Cadmium release,in mg/dm²	ASTM C 895-87(2014)	——	<0.02